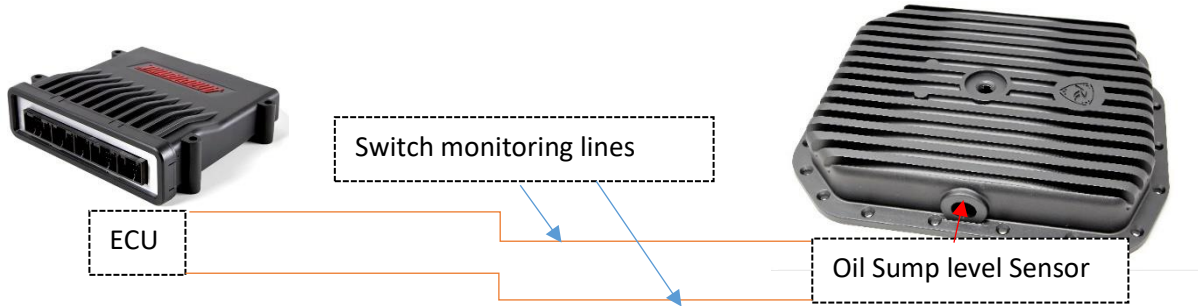




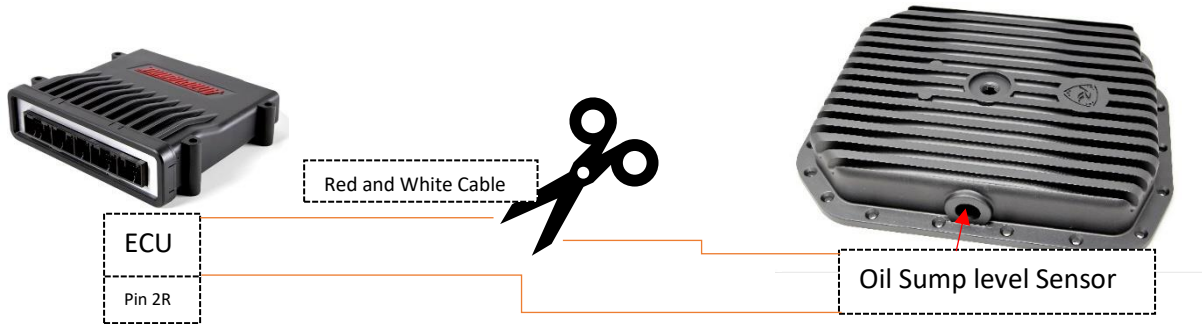
RYAN ROTARY PERFORMANCE

RRP TANKS MKII OIL LEVEL SWITCH WIRING GUIDE


OEM Configuration



Step 1: – Locate and snip one monitoring line.



Step 2: – Connect level switch in series as below.





RYAN ROTARY PERFORMANCE

RRP TANKS MKII OIL LEVEL SWITCH

WIRING GUIDE

Step 3: – Test the oil switch by manually operating the lever.



The low oil light will operate when you have approximately 320ml of oil remaining in the tank.



Push Level switch down and observe Low light operation on the Instrument cluster.